

Understand Your Risk for Prostate Cancer

Cancer refers to the uncontrolled division and growth of cells in the human body. The growth, or tumour, can be caused by mutations in a person's DNA. These mutations can also be passed down from parents to children.

Prostate cancer is hereditary. Therefore, genetic screening is recommended¹ for people:

- with a family history of prostate cancer;
- with a previous or current diagnosis for colorectal cancer;
- with a family history of breast, ovarian, and colorectal cancers;
- having increased risk related to lifestyle: heavy drinkers, smokers, being overweight, having low physical activity.

From the Dtect Prostate+ results, your doctor could recommend regular health monitoring if you received a positive screening result.

Benefits of Dtect Prostate+

→ Validated Technology

Dtect Prostate+ is run on one of the most accurate genetic profiling platforms available. It screens for disease risks by analysing genetic variants across relevant genetic markers.

→ Comprehensive Results

The results are reported in a precise and concise format, allowing you to easily interpret the analysis. The Dtect Prostate+ report highlights the risk factors, and helps doctors to prescribe more suitable and effective treatment.

→ Affordable Pricing

Dtect Prostate+ provides you with a quality genetic analysis at an affordable price.

Limitations

Genetic screening can indicate whether an individual has a predisposition, or is at increased likelihood of having an inherited disease or disorder. However, it cannot indicate if the individual will show symptoms, how severe the symptoms will be, or whether the disease or disorder will progress over time.

A negative test result does not mean that an individual will not get the inherited disease or disorder because Dtect Prostate+ is designed to detect only highly significant genetic markers which have been documented during medical research. Environmental and lifestyle factors also play a role in the development of inherited diseases and disorders.

Other Products


- Dtect Cardio & Metabolic** evaluates markers associated with cardiovascular and metabolic diseases.
- Dtect Child** detects inherited genetic illnesses or developmental disorders in children.
- Dtect Colon+** screens for risk of colorectal cancer, using ACMG guidelines.
- Dtect Derma** screens for traits or conditions that affect skin youthfulness and premature ageing.
- Dtect Fertility** screens for genetic causes of infertility.
- Dtect NPC+** screens for risk of nasopharyngeal, and other head and neck cancers (HNCs).
- Dtect Onco** screens for risk of 32 types of familial cancers.
- Dtect PGx** screens for risk of adverse drug reactions and drug responses.
- Dtect Prostate+** screens for risk of prostate cancer, using ACMG guidelines.
- Dtect Wellness** screens for 46 traits or conditions that affect health and wellness.









Prostate+

Genetic Screening for Prostate Cancer

Your First Step Towards Total Health and Vitality

 **MEDIFIRST Sdn Bhd (1429757-D)**
UOA Corporate Tower, Level 2, Avenue 10, The Vertical 8,
Jalan Kerinchi Bangsar South, 59200 Kuala Lumpur
www.medifirst.com.my

Partner with:

   @medifirst.id  Medifirst
 @medifirst.id  care@medifirst.com.my



Manage Your Health With Dtect Prostate+

Dtect Prostate+ is a genetic screening test. This test screens your DNA for markers that are linked to inherited risk factors for prostate cancer¹. The markers serve as 'red flags' in your DNA and can indicate if you are predisposed to prostate cancer.



DID YOU KNOW?

Prostate cancer is among the most common cancers in men worldwide, with an estimated 1,600,000 cases and 366,000 deaths annually². In developing countries, 11 percent of men are diagnosed with prostate cancer over their lifetime, with the incidence generally rising with age³. The disease affects men, usually in middle age or later.



If **detected early**, the overall five-year survival rate is over **98 percent**. The good prognosis is a result of effective preventive strategies that use **early genetic and molecular screening** to identify and monitor men with increased risk of developing prostate cancer.

Please email us at care@medifirst.com.my or consult your doctor for more information.

Prostate Cancer Risk Factors

Prostate cancer is characterised by the overgrowth of certain cells in the prostate gland. The cells become abnormal and multiply without control or order, to form a tumour. The most important known risk factors for prostate cancer are age, inherited genetic markers, and lifestyle (which includes diet, habits, and physical activity).

Age

Prostate cancer has one of the strongest relationships between age and any human malignancy. Clinically diagnosed prostate cancer rarely occurs before the age of 40, but the incidence rises rapidly thereafter⁴⁻⁵.

Lifestyle

Heavy consumption of alcohol may increase the risk of developing prostate cancer⁶⁻⁷. Cigarette smoking may have an effect on both the risk of developing prostate cancer and its prognosis once a diagnosis is established⁸⁻¹¹. Regular physical activity may be beneficial, slightly lowering the risk of developing prostate cancer¹²⁻¹³.

Genetics

Prostate cancer has a strong genetic component. Having a family history of prostate cancer and other cancers can increase the risk of a man developing prostate cancer. The prostate cancer genetic predispositions are caused by pathogenic variants in the following genes¹:

<i>ATM</i>	<i>EHBP1</i>	<i>MSH6</i>
<i>BRCA1</i>	<i>HOXB13</i>	<i>NBN</i>
<i>BRCA2</i>	<i>MLH1</i>	<i>PMS2</i>
<i>CHEK2</i>	<i>MSH2</i>	<i>TP53</i>

Your Dtect Prostate+ test results can assist and support your doctor's medical diagnosis, and help with the management of genetic diseases across the family. Markers for disease risks are likely to be shared by first-degree relatives (siblings, children, parents). Your doctor could advise clinically asymptomatic relatives of patients to undergo screening. More importantly, your doctor could advise you on treatment decisions for prostate cancer sooner, or you can be better prepared to make lifestyle and dietary changes to lower your health risks for prostate cancer when possible.

¹References

Abida W, Armenia J, Gopalan A, et al. Prospective Genomic Profiling of Prostate Cancer Across Disease States Reveals Germline and Somatic Alterations That May Affect Clinical Decision Making. *JCO Precis Oncol* 2017; 2017.

Agalliu I, Gern R, Leanza S, Burk RD. Associations of high-grade prostate cancer with *BRCA1* and *BRCA2* founder mutations. *Clin Cancer Res* 2009; 15:1112.

Al Olama AA, Kote-Jarai Z, Berndt SI, et al. A meta-analysis of 87,040 individuals identifies 23 new susceptibility loci for prostate cancer. *Nat Genet* 2014; 46:1103.

Bratt O, Drevin L, Akre O, et al. Family History and Probability of Prostate Cancer, Differentiated by Risk Category: A Nationwide Population-Based Study. *J Natl Cancer Inst* 2016; 108.

Breast Cancer Linkage Consortium. Cancer risks in *BRCA2* mutation carriers. *J Natl Cancer Inst* 1999; 91:1310.

Cybulski C, Górski B, Debniak T, et al. *NBS1* is a prostate cancer susceptibility gene. *Cancer Res* 2004; 64:1215.

Erkko H, Xia B, Nikkilä J, et al. A recurrent mutation in *PALB2* in Finnish cancer families. *Nature* 2007; 446:316.

Ewing CM, Ray AM, Lange EM, et al. Germline mutations in *HOXB13* and prostate-cancer risk. *N Engl J Med* 2012; 366:141.

Mitra A, Fisher C, Foster CS, et al. Prostate cancer in male *BRCA1* and *BRCA2* mutation carriers has a more aggressive phenotype. *Br J Cancer* 2008; 98:502.

Na R, Zheng SL, Han M, et al. Germline Mutations in *ATM* and *BRCA1/2* Distinguish Risk for Lethal and Indolent Prostate Cancer and are Associated with Early Age at Death. *Eur Urol* 2017; 71:740.

Raymond VM, Mukherjee B, Wang F, et al. Elevated risk of prostate cancer among men with Lynch syndrome. *J Clin Oncol* 2013; 31:1713.

Southey MC, Goldgar DE, Winqvist R, et al. *PALB2*, *CHEK2* and *ATM* rare variants and cancer risk: data from COGS. *J Med Genet* 2016; 53:800.

Veda NG, et al. Role of Genetic Testing for Inherited Prostate Cancer Risk: Philadelphia Prostate Cancer Consensus Conference 2017. *J Clin Oncol*; 414-424.

2 Global Burden of Disease Cancer Collaboration, Fitzmaurice C, Allen C, et al. Global, Regional, and National Cancer Incidence, Mortality, Years of Life Lost, Years Lived With Disability, and Disability-Adjusted Life-years for 32 Cancer Groups, 1990 to 2015: A Systematic Analysis for the Global Burden of Disease Study. *JAMA Oncol* 2017; 3:524.

3 Siegel R, Ward E, Brawley O, Jemal A. Cancer statistics, 2011: The impact of eliminating socioeconomic and racial disparities on premature cancer deaths. *CA Cancer J Clin* 2011; 61:212.

4 SEER Cancer Statistics Review, 1973-1999. URL - http://seer.cancer.gov/csr/1973_1999/ Accessed on February 25, 2011.

5 Hankey BF, Feuer EJ, Clegg LX, et al. Cancer surveillance series: Interpreting trends in prostate cancer - Part I: Evidence of the effects of screening in recent prostate cancer incidence, mortality, and survival rates. *J Natl Cancer Inst* 1999; 91:1017.

6 Bagnardi V, Blangiardo M, La Vecchia C, Corrao G. A meta-analysis of alcohol drinking and cancer risk. *Br J Cancer* 2001; 85:1700. 42

7 Gong Z, Kristal AR, Schenk JM, et al. Alcohol consumption, finasteride, and prostate cancer risk: results from the Prostate Cancer Prevention Trial. *Cancer* 2009; 115:3661. 43

8 Murphy AB, Akereyeni F, Nyame YA, et al. Smoking and prostate cancer in a multi-ethnic cohort. *Prostate* 2013; 73:1518. 73

9 Ho T, Howard LE, Vidal AC, et al. Smoking and risk of low- and high-grade prostate cancer: results from the REDUCE study. *Clin Cancer Res* 2014; 20:5331.

10 Poursmaeili F, Hosseini SJ, Farzaneh F, et al. Evaluation of environmental risk factors for prostate cancer in a population of Iranian patients. *Asian Pac J Cancer Prev* 2014; 15:10603.

11 Shahabi A, Corral R, Catsburg C, et al. Tobacco smoking, polymorphisms in carcinogen metabolism enzyme genes, and risk of localized and advanced prostate cancer: results from the California Collaborative Prostate Cancer Study. *Cancer Med* 2014; 3:1644. 76

12 Parker AS, Thiel DD, Bergstralh E, et al. Obese men have more advanced and more aggressive prostate cancer at time of surgery than non-obese men after adjusting for screening PSA level and age: results from two independent nested case-control studies. *Prostate Cancer Prostatic Dis* 2013; 16:352. 100

13 Giovannucci EL, Liu Y, Leitzmann MF, et al. A prospective study of physical activity and incident and fatal prostate cancer. *Arch Intern Med* 2005; 165:1005. 101